

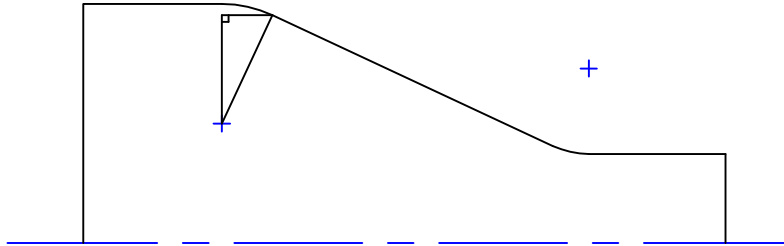
# Radius Intersecting Angled Line

1-23-01 Radius intersecting tangent lines pg 2.DWG

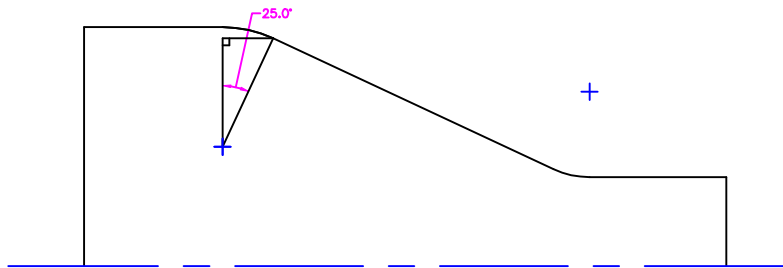
Page 2 of 2

4. Draw the two other legs of the triangle:

One from the center of the radius parallel to the machine axis.  
The other from the point in question, parallel to the machine axis.

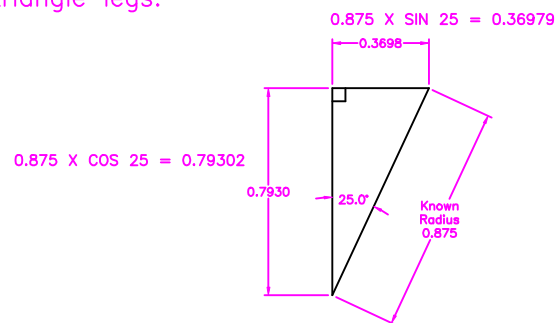


5. The angle of your triangle is the same as the angle of the intersecting line.  
In this example the angle is 25°.



6. Draw a large triangle off to the side of the drawing, oriented the same as the one you drew.  
The hypotenuse length is equal to the Radius.

7. Calculate the lengths of the other two triangle legs.



8. Do the addition and subtraction from the radius center coordinates (from the blueprint)  
to find the intersection point of the angled line and the radius.

The intersection point is X1.6680 Z-3.3165

The lower intersection point is X0.7110 Z-1.2641